

REGISTRATION LABELS TYPOLOGY - ADDENDUM NO. 2

by John Inglefield-Watson

The original typology was published in 'Runner Post' No.15 and Addendum No.1 appeared in 'Runner Post' No.18. Now, almost three years later, several new type elements and combinations of previous type elements have been recorded, resulting in eight new overall Types as described below. There are also many additions to the lists of 'Recorded Offices of Use'.

My thanks are due to those members who contributed to this addendum, especially to Peter Thy and David Wall. Please continue to report new items to me.

Typology - Additions. Sub-paragraph lettering as in the original article.

a. The 'R'

Type G - Medium thickness (2mm), seriffed, bulbous foot at bottom right. Similar to Type D with the hooked foot filled in.

Note: Examples of Type D exist with the hooked foot partly filled in. These clearly show the presence of a foreign body in the hook. There is no trace of any such blockage or over-inking in Type G and the outline of its bulbous foot is a regular shape.

Type H - Thicker (2.5mm) than Types D & G and also taller (12mm). Seriffed, bulbous, hooked foot with horizontal top to the hook touching the internal frame line.

b. The Office Name

Type 7 - 1.5mm sans-serif letters.

Type 8 - 3.5mm sans-serif letters.

c. The 'No.'

Type G - Sans serif with stop under 'o' of 'No.'. Narrow 'N' (under 2mm) overall width.

d. The Serial Number

Type 1 (revised description) - Up to four 4.5mm mostly sans-serif digits ('1' known seriffed).

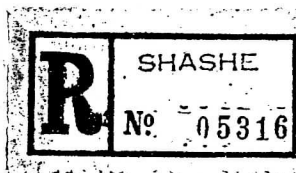
Type 2 (revised description) - Up to four 4.5mm mostly sans-serif digits ('1' and '4' known seriffed). Different typeface, thinner than Type 1.

Type 6 (revised description) - Up to six 3mm seriffed digits.

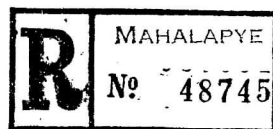
Type 7 - Up to six 3mm sans-serif digits.

Recorded Label Types - Additions

<u>Type No.</u>	<u>External Dimensions of Blue Frame (mm)</u>	<u>Recorded Offices of Use</u>	<u>Settings</u>	<u>Recorded Overall Period of Use</u>
<u>BOTSWANA</u>				
RL A2C5	36 x 15.5	Maun		?
RL A5D5	35 x 15	Molepolole		1978-



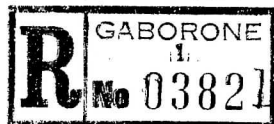
RL G4E6



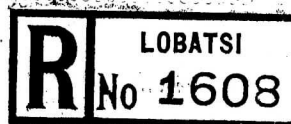
RL G5E6



RL H8G7



RL D4D4
with clogged hook
for comparison
with Type G



RL A1A1
showing
seriffed 'l'

Recorded Offices of Use - Additions to Lists in R.P. Nos. 15 & 18

<u>Type No.</u>	<u>Recorded Offices of Use</u>	<u>Settings</u>	<u>Recorded Overall Period of Use</u>
-----------------	------------------------------------	-----------------	---

BECHUANALAND PROTECTORATE


RL A1A1	Kanye Lobatsi		
RL A2B2	Francistown Mahalapye		

BOTSWANA


RL A3C5	Serowe		1966-73
RL A4C5	Bobonong Francis- town Kasane Maite- ngwe Rakops Sedibeng	N/T, AN/T IT/N	1968-87
RL A4D5	Kanye		
RL A5D5	Molepolole		
RL B4C5	Francis- town Gaborone Village	AN/T A/V	
RL C4C5	Maun (14mm long)		1974-

Type No.	External Dimensions of Blue Frame (mm)	Recorded Offices of Use	Settings	Recorded Overall Period of Use
RL A7C5	36 x 17	Molepolole Serowe		1967-73
<u>Note:</u> The above two Offices are grouped together although Molepolole is in a wider typeface than Serowe.				
RL B5C5	35 x 15.5	Mahalapye		1976-
RL D2E6	36 x 16	Broadhurst Etsha Gaborone Gantsi Lobatse Mahalapye Mathu- bantwa Moeng Palapye Ramotswa Stn Selebi Phikwe Shakawe Tsetsebye	TH/B MO/S B/P, 2nd E/P	1991-
RL G4E6	36 x 16	Shashe		1990-
RL G5E6	35.5 x 16	Mahalapye		1990-
RL H8G7	37 x 17	Maun Selebi Phikwe	S/PH	1992-

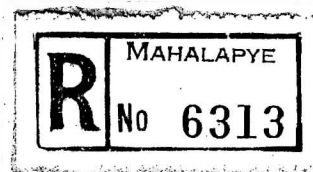
Label Types - Additional Illustrations




RL A2C5




RL A5D5



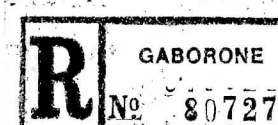
RL B5C5



RL A7C5



RL A7C5



RL D2E6

Recorded Offices of Use - Additions to Lists in R.P. Nos. 15 & 18 (Continued)

RL D4D4	Bontleng Sikwane		1979-87
RL D4D5	Gantsi Moshupa		1982-88
RL D4E6	Charles- Hill Gweta Lerala Maoka- tuma Mogodi- tshane Monarch Odi Orapa Ramotswa Village	L/H RA/V	1985-91
RL D4F5	Gaborone 1 Mochudi	OR/1	1983-90
RL D5D4	Mmadinare		
RL D5D5	Matsiloje Molepolole Ramokgwe- bana Sherwood Ranch	MO/B E/R	1987-88
RL D5E6	Botshabelo Mabutsane		1986-91
RL E4E6	Gumare Jwaneng Lerala Letlha- kane Lobatse Mathu- bantwa Mochudi	2nd L/K MA/B	
RL E5E6	Bobonong		
RL F4E6	Orapa Palapye Shoshong		
RL F5E6	Gaborone 2 Gaborone Village	OR/2 A/V	