

‘On Botswana Postal Service’ Envelopes

by Gordon Smith

This is a continuation of an earlier article entitled “Botswana Government Printed Envelopes” that focused on envelopes imprinted “On Botswana Government Service”. This article will focus on envelopes imprinted “On Botswana Postal Service”.

Classification of “On Botswana Postal Service” Envelopes

“On Botswana Postal Service” (OBPS) envelopes are classified in a very similar manner to the “On Botswana Government Service” envelopes, but the use of the “Presence and Style of a Logo” as a criterium for determining Groupings is elevated in the typology of OBPS envelopes as compared to OBGS envelopes due to their presence at all times on the front of the OBPS envelope, while they only appear occasionally on the back of the OBGS envelopes (see Figure 1).

Figure 2 further describes the criteria used in determining the typology of OBPS envelopes. The Grouping of the OBPS envelopes is based on four criteria: 1) the presence and style of a logo, 2) whether the text is underlined or not, 3) whether the text is a serif or sans serif font, and 4) the case of the text.

The following list illustrates the various styles of logos found on OBPS envelopes. There is often a wide variation of printings with in a style and therefore substyles are denoted by a lower-case letter following the logo style number.

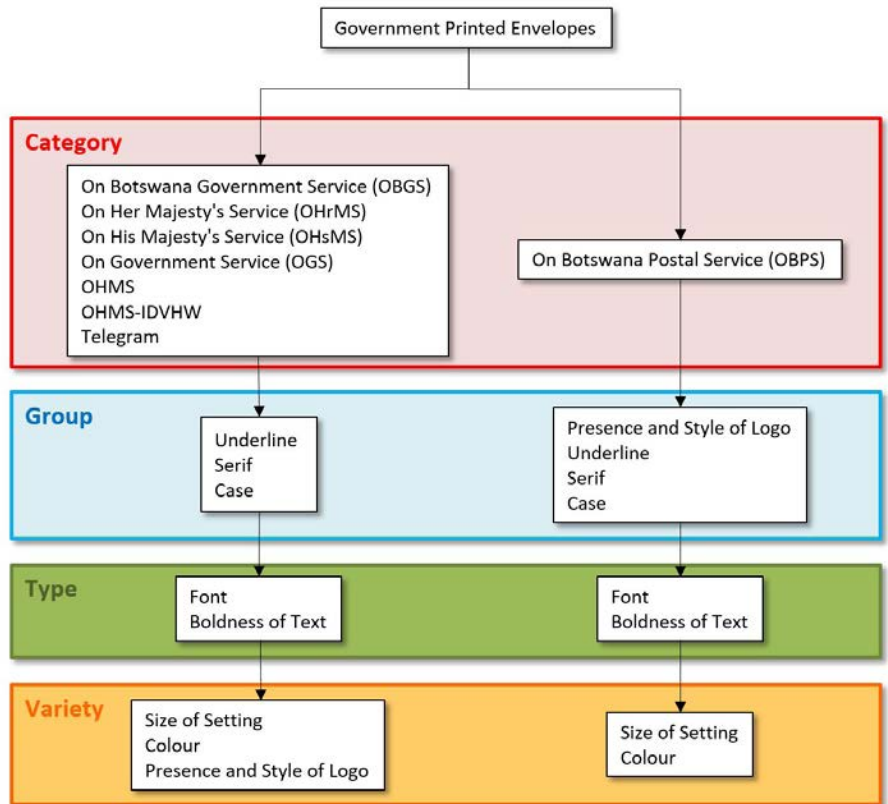



Figure 1: Basis for Establishing a Typology of Botswana Government Printed Envelopes

1. Logo	Style 0 - no logo	Style 1 – Text: PT Illustration: Bird with Envelope, Microwave, Wire; Triple Striped	Style 2 – Text: PS Illustration: Bird with Envelope; Triple Striped	Style 3 – Text: PS Illustration: Bird with Envelope; Single Striped
2. Underline	U – underlined		N – not underlined	
3. Serif	s – serif		ss – sans serif	
4. Case (capitalization)	U – all upper case	L – lower and upper case	S – small caps	

Figure 2. Basis for grouping of OBPS envelopes

Logo Style 1

General Characteristics: P and T for Posts and Telegraph, shows microwave tower and telegraph line, has 3 distinct stripes (note waveness due to folding of cover)










Logo Style 1

Logo Style 2



General Characteristics: P and S for Postal Services, has 3 distinct stripes

<p>Logo Style 2a</p> <ul style="list-style-type: none"> • 28.5mm x 17.9mm 	<p>Logo Style 2b</p> <ul style="list-style-type: none"> • 27.5mm x 18.5mm • Thinner upright on P • Rounder opening in P 	<p>Logo Style 2c</p> <ul style="list-style-type: none"> • 31.0 x 20.0mm • No eye in bird • Wing does not extend past envelope
<p>Logo Style 2d</p> <ul style="list-style-type: none"> • 29.5mm x 20.0mm • 3 lines somewhat indistinct • Very small eye in bird • Leading edge of wing straight 	<p>Logo Style 2e</p> <ul style="list-style-type: none"> • 30.5mm x 19.7mm • 3 lines somewhat indistinct • No eye in bird • Short fletches on wing 	<p>Logo Style 2f</p> <ul style="list-style-type: none"> • 31.0mm x 20.0mm • 3 lines quite indistinct • Eye in bird • Beak tilted down
<p>Logo Style 2g</p> <ul style="list-style-type: none"> • 30.8mm x 20.0mm • 3 lines very indistinct • Beak flat • Thicker ink than 2f • Shorter line on top of wing 	<p>Logo Style 2h</p> <ul style="list-style-type: none"> • Substyle 1: 31.5mm x 21.0mm • Substyle 2: 27.5mm x 18.5mm • Rear wing very pointy • Broken envelope frame upper right 	<p>Logo Style 2i</p> <ul style="list-style-type: none"> • 27.5mm x 18.5mm • Small opening in P • Distinct lines on front wing • Sharp point on end of front wing • Tail fletches indistinct
<p>Logo Style 2j</p> <ul style="list-style-type: none"> • 26.5mm x 16.9mm • Ends of feathers rounded on front wing • Rear wing straight and pointed 	<p>Logo Style 2k</p> <ul style="list-style-type: none"> • 26.8mm x 17.7mm • Small opening in P and bottom of P tapers • top fletch of front wing more angular 	<p>Logo Style 2l</p> <ul style="list-style-type: none"> • 24.6mm x 16.8mm • Compared to 2j, front wing is curvier and extends past envelope

		
<p>Logo Style 2m</p> <ul style="list-style-type: none"> • 27.0mm x 19.3mm 	<p>Logo Style 2n</p> <ul style="list-style-type: none"> • 27.5mm x 18.0mm • Crisper print • Thin outer border; more space around 'P' 	<p>Logo Style 2o</p> <ul style="list-style-type: none"> • 24.7mm x 18.0mm • Thin outer border
		
<p>Logo Style 2p</p> <ul style="list-style-type: none"> • 28.5mm x 18.5mm • Wider P • Shorter fletches on front wing 	<p>Logo Style 2q</p> <ul style="list-style-type: none"> • 24.7mm x 16.4mm • Similar to 2l but height is slightly less and right frame of stamp is broken 	<p>Logo Style 2r</p> <ul style="list-style-type: none"> • 26.8mm x 17.7mm • Similar 2k, but crisper print, opening in P is larger & outline of stamp on envelope farther from top of envelope
		
<p>Logo Style 2s</p> <ul style="list-style-type: none"> • thick lines • bottom of P close to stripe • upper right corner of box bends up slightly 		

Logo Style 3

General Characteristics: P and S for Postal Services, has 1 stripe

	
<p>Logo Style 3a</p> <ul style="list-style-type: none"> • 28.5mm x 20.0mm • No eye in bird • Fine envelope print 	<p>Logo Style 3b</p> <ul style="list-style-type: none"> • 31.0mm x 20.0mm • Eye in bird • Thick envelope print




Figure 3: Sample of an OBPS Marking

Font Types on “On Botswana Postal Service” Envelopes

The groups of OBPS covers are further divided into Types based on the style of the font and boldness of the text. Following this definition, different fonts will be numbered as they are found. Using this system, the following classification to the type level is developed.

OBPS Type NssU01	ON BOTSWANA POSTAL SERVICE
OBPS Type NssU02	ON BOTSWANA POSTAL SERVICE
OBPS Type NssU03	ON BOTSWANA POSTAL SERVICE
OBPS Type NssU04	ON BOTSWANA POSTAL SERVICE
OBPS Type NssU05	ON BOTSWANA POSTAL SERVICE
OBPS Type NsU01	ON BOTSWANA POSTAL SERVICE
OBPS Type NsU02	ON BOTSWANA POSTAL SERVICE
OBPS Type NsU03	ON BOTSWANA POSTAL SERVICE
OBPS Type UsU01	<u>ON BOTSWANA POSTAL SERVICE</u>

As with the OBGS envelopes, a further challenge within the classification is the wide variety of sizes and colour of the imprints found within each of the Types. These criteria are used to denote the Variety of the imprint.

Figure 3 provides an example of an OBPS marking. The logo is style 2j. The setting is underlined, in a sans serif font and is written using small capitals (the letters are all written as upper case but the initial letters are larger). Therefore, it would

be denoted as UssS, and as the first in the style would be denoted as 01, making it OBPS 2j UssS01. The setting is sized at 167.0 mm wide (measured from outside left of “O” to right end of middle stroke of “E”) by 4.9 mm high (measured on left side of first “N” whether upper or lower case) and is printed in dark grey. Therefore, this particular mark would be denoted as OBPS 2j UssS1 167.0x4.9 dark grey.





ISSN 1076-2612

******FORERUNNERS*

JOURNAL OF THE PHILATELIC SOCIETY FOR GREATER SOUTHERN AFRICA

Affiliated with the American Philatelic Society and the Philatelic Federation of South Africa

Volume XXXI, Number 2, Whole Number 90

November-February 2018



The 'Mafeking Blues' local three pence stamp issued during the Boer War Siege

Highlights

- On Botswana Postal Service
- Orange Free State Artillery
- Second Copy Newspaper Wrapper
- Undeclared War on the Archives
- Transvaal 'Spread Wings' Book

Society Auction is Now Open For Bids